

OCC-55

SMART Optical CWDM Channel Checker



Key features

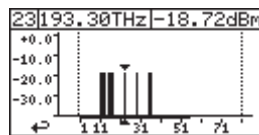
- Industry's smallest and lightest CWDM channel checker
- Wavelength scan range: 1260 nm to 1620 nm
- Outstanding battery lifetime ensures highest flexibility
- Graphical/tabular display mode
- Results can be saved via internal memory
- Report generation software OFS-355

Applications

- Performance verification in metro access networks
- Troubleshooting in CWDM networks
- Upgrade of CWDM systems

JDSU's SMART optical handhelds go beyond the basics

The JDSU OCC-55 is a handheld, battery-operated CWDM Channel Checker that is ideal for field service groups tasked with the installation, maintenance, and upgrades of CWDM systems. The OCC-55 scans the CWDM system and automatically records all channels with the wavelength and the related power level. The information can be displayed in a graphical spectrum format, or in a table of results so that users can easily check the performance of each and every channel.



Graphical display

Cursor position indicates channel shown in the upper section of the display.

CH	λ /nm	Lev/dBm
11	1471	LOW
12	1491	-2.12
13	1511	-11.20
14	1531	-13.56

Tabular display

Channel number, frequency (wavelength) with the relevant power level is listed in a compact format.

OCC-55 the Channel Checker with the right-on-spot price/performance ratio

With the OCC-55 JDSU is setting a new benchmark in terms of a true field usable CWDM analyzer. On a footprint of just 195 x 95 mm (7.68 x 3.74 in) a technician finds the performance to install, upgrade and maintain a CWDM network.

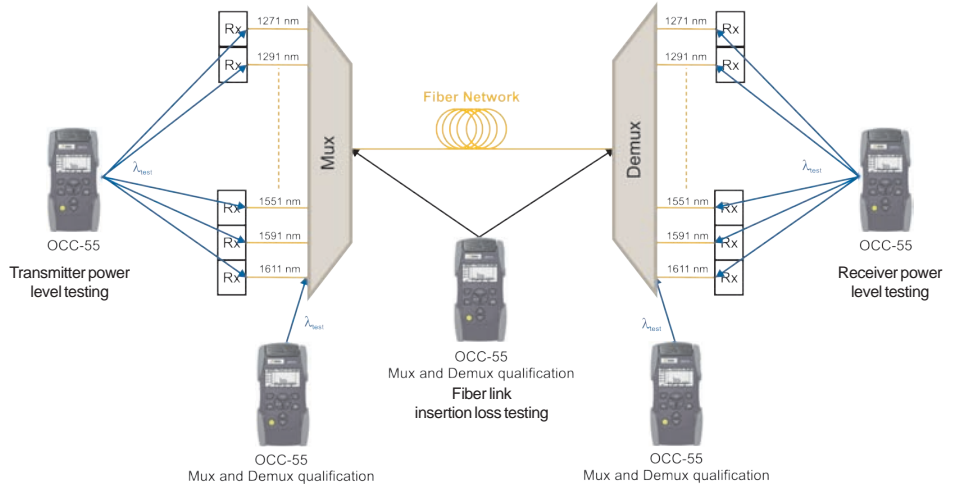


Figure 1 Evolution of a CWDM network

- Analysis of single channel before MUX and after DEMUX
- Qualification of multiplexed signals
- In-service measurement and network element verification

Channel wavelength verification at add/drop multiplexers

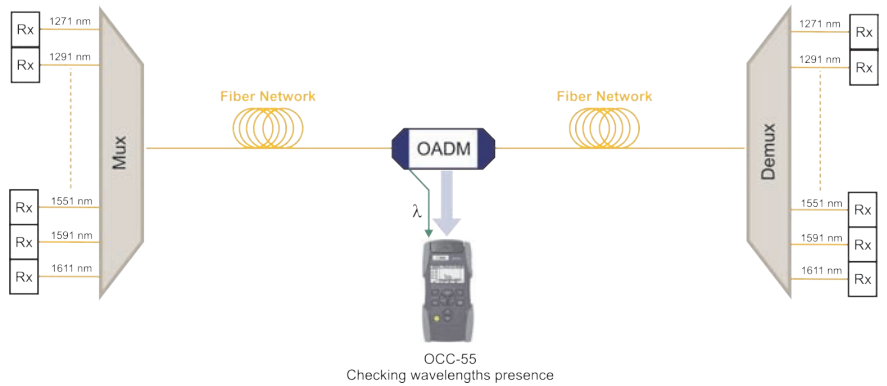


Figure 2 Checking for wavelength presence

- Channel drop testing at OADM to verify presence of the appropriate channel at the expected power level

3



OCC-10 Optical Connector Cleaning Kit (accessory)




FBE-SM1 probe kit



Optical adapters (BN 2150) for signal input



Worldwide compatible AC adapter/charger (SNT-121A)



Specifications

OCC-55

Wavelength range	1260 nm to 1620 nm
Minimum channel spacing/ spectral resolution	2 nm (@ 3 dB)
Absolute wavelength accuracy ⁽¹⁾	± 0.2 nm
Relative wavelength accuracy	± 0.1 nm
Power level range/channel	+10 dBm to -50 dBm
Maximum composite power	+22 dBm
Dynamic range	50 dB
Channel power repeatability	± 0.4 dB
Channel power accuracy	± 0.8 dB
PDL	± 0.3 dB
Measurement time	1 min
Optical interface	Universal PC (FC/SC/DIN...)
Return loss	>35 dB
Graphical display Trace	Bar graph
Table	ch-no, wavelength, power
Functions	Marker, wavelength drift
Sweep mode	Single, continuous
Remote control	via USB interface

⁽¹⁾ 23°C ± 5°C

Display

Graphical display, resolution of 128 × 64 dots, displays up to four laser status screens

Backlight function switchable via a separate key

Optical interface

Optical connector interchangeable adapter from BN 2150/00.xx range

Power supply

Four dry batteries Mignon/AA, 1.5 V or NiMH rechargeable cells Mignon/AA, 1.2 V

Operating time from dry batteries typ. 7 h⁽¹⁾

Powersaving

The instrument switches off automatically after ~20 min (function can be disabled)

AC line operation via separate AC adapter

Integrated fast battery charging function (2 hours)

Electromagnetic compatibility

Corresponds to IEC 61326 (CE conformance)

Calibration

Suggested calibration interval 3 years

Temperature

Operation -10°C to +55°C

Storage -40°C to +70°C

Dimensions and weight

W × H × D approximately 95 × 60 × 195 mm
(3.74 × 2.36 × 7.68 in)

Weight approximately 500 g (1.1 lb)

Ordering Information

Ordering number	Instrument
BN 2277/40	OCC-55 CWDM Channel Checker

Included items

Ordering number	Description
BN 2237/90.02	Four NiMH rechargeable cells (AA)
BN 2277/90.01	SNT-121A AC adapter
	Operating manual
BN 2277/90.02	MT-1S Belt bag
BN 2150/00.xx	Interchangeable adapter

Accessories

Ordering number	Accessories
BN 2150/00.32	Optical adapter ST type
BN 2150/00.58	Optical adapter SC type
BN 2150/00.51	Optical adapter FC type
BN 2150/00.50	Optical adapter DIN type
BN 2150/00.59	Optical adapter LC type
BN 2229/90.21	OCC-10 Optical Connector Cleaning Kit
BN 2237/90.02	NiMH cells, Mignon/AA, 1.2 V (4 required per instrument)
BN 2277/90.01	SNT-121A Worldwide compatible AC adapter
K804	USB connection cable
FBE-SM1	Probe kit: 200x FBE probe hardware to HD3 display
BN 2277/90.02	MT-1S belt bag for one instrument
BN 2126/03	MT-2S soft bag for two instruments
BN 2126/04	MT-3S soft bag for three instruments
BN 2093/31	MK-3S hard case for three instruments

(1) singlesweep mode

Test & Measurement Regional Sales

NORTH AMERICA	LATIN AMERICA	ASIA PACIFIC	EMEA	WEBSITE: www.jdsu.com/test
TEL: 1 866 228 3762 FAX: +1 301 353 9216	TEL: +1 954 688-5660 FAX: +1 954 3454668	TEL: +852 2892 0990 FAX: +852 2892 0770	TEL: +49 7121 86 2222 FAX: +49 7121 86 1222	